

# FIVA Evaluation- Appendix 1

	First quarter Totals	Second quarter Totals	Third quarter Totals	Fourth quarter Totals	FY2017 Annual Totals	Cost per use
<b>Gale Databases-Public Libraries</b>						
Total Searches	8,386,651	9,182,910	11,165,815	10,885,665	39,621,041	
Total Retrievals	21,201	35,901	45,441	25,263	127,806	\$ 3.72
<b>Gale Databases - K12</b>						
Total Searches	410,729	1,352,595	2,124,176	767,950	4,655,450	
Total Retrievals	59,792	242,563	331,806	139,327	773,488	
<b>Gale Searches</b>	<b>8,797,380</b>	<b>10,535,505</b>	<b>13,289,991</b>	<b>11,653,615</b>	<b>44,276,491</b>	
<b>Gale Retrievals*</b>	<b>80,993</b>	<b>278,464</b>	<b>377,247</b>	<b>164,590</b>	<b>901,294</b>	
					<b>90,355,570</b>	<b>\$ 0.52</b>

**Current Assets: GALE \$475,530**

<b>Elibrary (Public Libraries)</b>	<b>First quarter Totals</b>	<b>Second quarter Totals</b>	<b>Third quarter Totals</b>	<b>Fourth quarter Totals</b>	<b>FY2017 Annual Totals</b>	<b>Cost per use</b>
Total Queries	1,643	3,404	6,696	2,158	13,901	
Total Retrievals	3,036	5,067	10,432	2,953	21,488	\$ 12.33
<b>Elibrary K12</b>						
Total Queries	26,442	85,476	139,024	56,450	307,392	
Total Retrievals	32,735	92,381	169,886	77,250	372,252	
<b>E Library Searches</b>	<b>28,085</b>	<b>88,880</b>	<b>145,720</b>	<b>58,608</b>	<b>321,293</b>	
<b>E Library Retrievals*</b>	<b>35,771</b>	<b>97,448</b>	<b>180,318</b>	<b>80,203</b>	<b>393,740</b>	<b>\$ 0.67</b>

**Current Assets: eLibrary \$265,000**

	First quarter Totals	Second quarter Totals	Third quarter Totals	Fourth quarter Totals	FY2017 Annual Totals	Cost per use
<b>Total Searches</b>	<b>4,784</b>	<b>6,990</b>	<b>8,830</b>	<b>2,674</b>	<b>23,278</b>	
<b>Total Retrievals*</b>	<b>5,535</b>	<b>16,846</b>	<b>136,498</b>	<b>3,310</b>	<b>162,189</b>	
<i>Credo Literati Video views</i>		<b>598</b>	<b>675</b>	<b>220</b>	<b>1,493</b>	
<i>Homework Help Sessions*</i>	<b>846</b>	<b>1,814</b>	<b>1718</b>	<b>731</b>	<b>5,109</b>	
<i>Homework Help Hours</i>	<b>370</b>	<b>772.25</b>	<b>693.00</b>	<b>290</b>	<b>2,126</b>	
						\$ 1.57

**Current Assets: Credo \$218,8550**

	First quarter Totals	Second quarter Totals	Third quarter Totals	Fourth quarter Totals	FY2017 Annual Totals	Cost per use
<b>Freeding E Books</b>						
Checkouts*	7,972	7,487	8327	7620	31,406	
Token Used	19,054	18,724	21094	20028	78,900	\$ 0.40
<b>RBDigital</b>						
One Click Digital Checkouts	968	5,408	5,753	6,538	18,667	
Zinio Magazines	105,571	103,754	110,382	101,573	421,280	\$ 0.96

**Current Assets:**  
**Freeding\*\* & RB Dig \$423,050**

	First quarter Totals	Second quarter Totals	Third quarter Totals	Fourth quarter Totals	FY2017 Annual Totals	Cost Per use
<b>Boopsie</b>						
Users (monthly unique users)	7,781	7,260	6,568	6,310	27,919	
Activity* (monthly queries)	178,018	60,434	53,017	54,647	346,116	\$ 0.46

**Current Assets: Boopsie \$160,000**

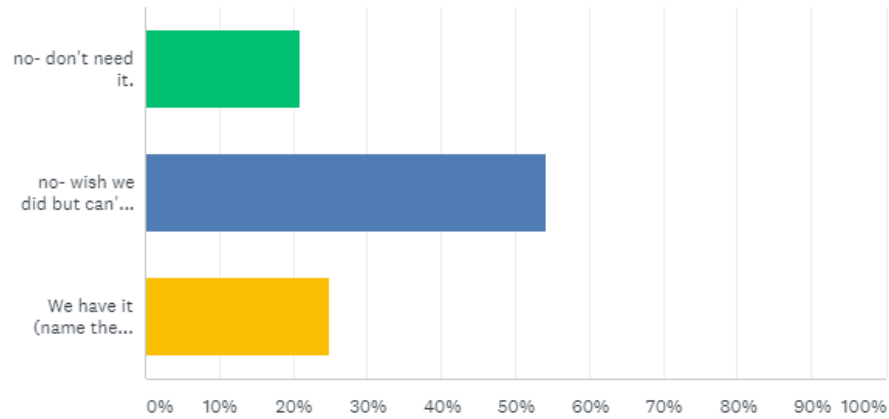
# Survey Results

Q1

Customize

Does your library offers some sort of Legal Forms template offering

Answered: 48 Skipped: 1



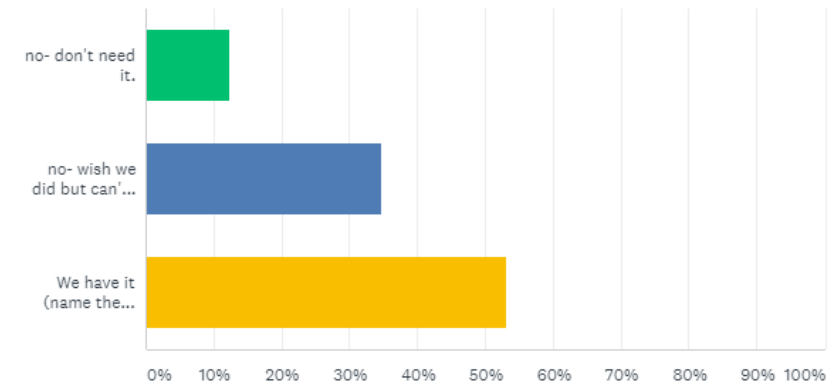
Q2

Customize

Export

Does your library offers some sort of paid language learning platform (e.g., Mango, Rocket, Pronunciator)

Answered: 49 Skipped: 0



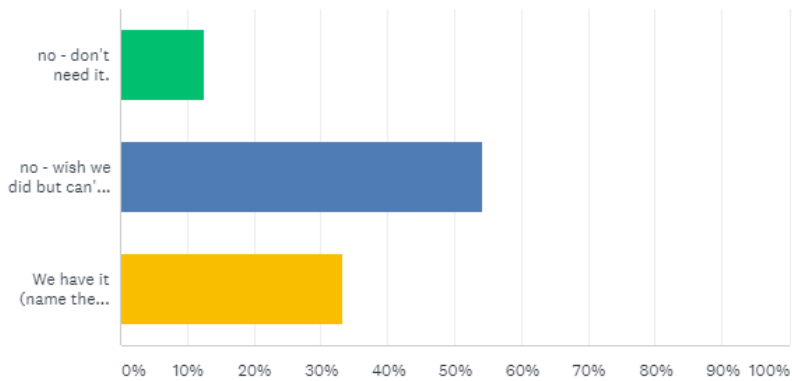
# Survey Results

Q3

Customize Export

Does your library offers some sort of paid career development tool (e.g., Gale's Career Transitions).

Answered: 48 Skipped: 1

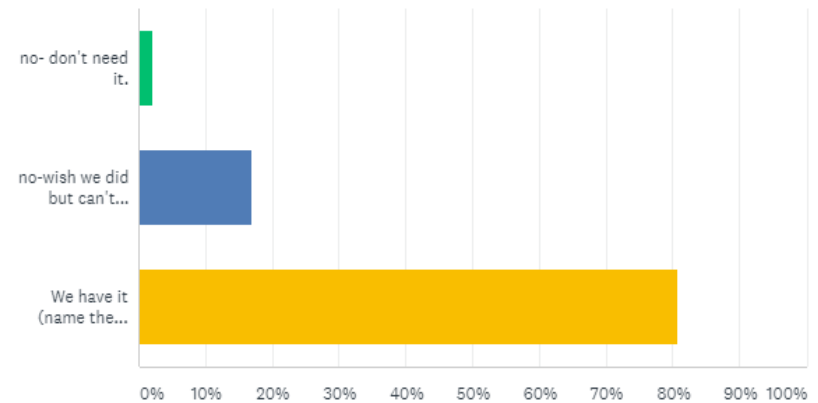


Q4

Customize Export

Does your library offers a paid genealogy tool (e.g., Ancestry, HeritageQuest)

Answered: 47 Skipped: 2





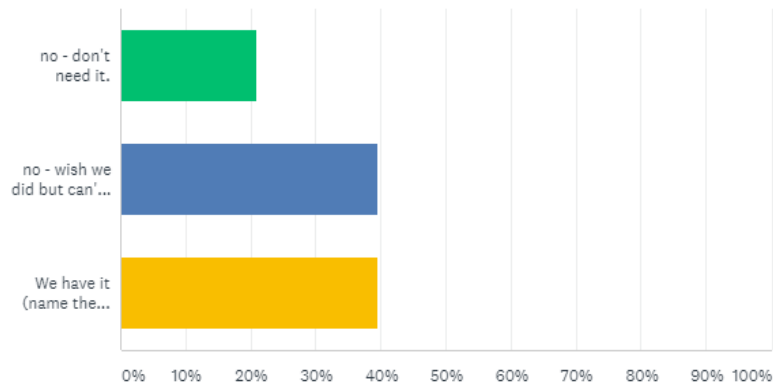
# Survey Results

Q5

Customize Export

Does your library offers a newspaper database (e.g., Newsbank)

Answered: 48 Skipped: 1

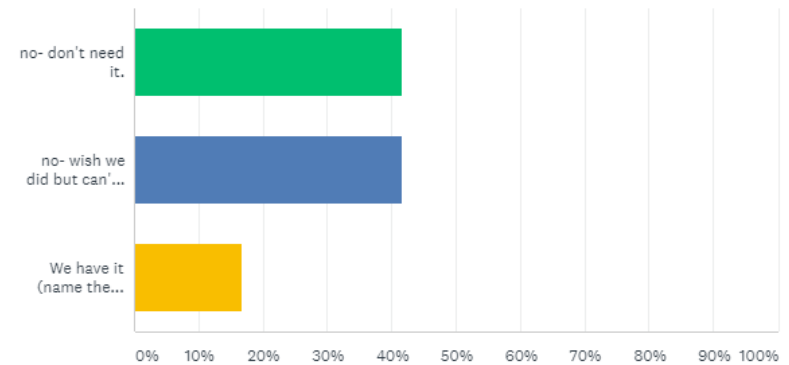


Q6

Customize Export

Does your library offer a paid summer/winter reading platform (e.g., Beanstack, ReadSquared, etc)

Answered: 48 Skipped: 1





## Survey Results

**49 respondents out of 93  
(53% of library directors)**

1. Legal Forms type product (54%)
2. Career development tool (54%)
3. Reading prog platform (42%)
4. Newspaper/periodical solution (39%)
5. Language learning (35%)
6. Genealogy (17%)