1000 Things Before Kindergarten

WHAT TO EXPECT

- Introduction
- History
- Reading Research
- The Basics
- Best Practices
- Materials
- Logistics
- Looking Ahead

HISTORY

- School Readiness grant money
- Conference call with Youth Services staff in Virginia to gauge interest
- Use of artwork already completed
- Donation of books from SOHO
- Identification of libraries for pilot program

WHY? RECENT READING RESEARCH

A recent study published in the Journal of Developmental and Behavioral Pediatrics found that kids whose parents read them five books a day start kindergarten having heard more than a million more words than children whose parents don't read to them.

When Children Are Not Read to at Home: The Million Word Gap, Logan, Jessica A. R., PhD*; Justice, Laura M., PhD*; Yumuş, Melike, PhD†; Chaparro-Moreno, Leydi Johana* (Journal of Developmental & Behavioral Pediatrics: March 20, 2019)

Based on these calculations, here's how many words they estimate kids hear by the time they are 5 years old:

If they're never read to, they'll have heard 4,662 words.

If they're read to 1-2 times per week, they'll have heard 63,570 words.

If they're read to 3-5 times per week, they'll have heard 169,520 words.

If they're read to daily, they'll have heard 296,660 words.

And if they're read five books a day, they'll have heard a 1,483,300 words by age five

WHY THINGS OTHER THAN READING?

ADDING THE BASICS

The Basics are five pillars of early-childhood parenting, distilled from research by the Achievement Gap Initiative (AGI) at Harvard University, with the aid of a national advisory committee of early childhood scholars:

1. Maximize Love, Manage Stress
2. Talk, Sing, and Point
3. Count, Group, and Compare
4. Explore Through Movement and Play
5. Read and Discuss Stories

RVA Basics

- 80% of brain growth happens during the first three years of life.
- During this period, skill gaps between socio-economic, racial, and ethnic groups become clearly apparent.
- Everyday interactions between children, their parents, and other caregivers provide abundant opportunities to give children from every background a more equal start in life.

On Your Way to Your First Day

Birth to 18 months

- Sing a song or say nursery rhymes
- Let baby hold a board book and turn pages
- Do a finger play
- Read a bedtime story every night
- Create a special place to keep books
- Play peekaboo
- Point out pictures in a book and name them
- Play with water
- Point to and identify parts of the body
- Hold, kiss and cuddle

18 months to 3 years

- Label objects in your child's room
- Dance to music
- Draw and color
- Play with blocks or empty boxes
- Read a book and have child point out pictures
- Point out and name places and objects as you go through the day
- Visit the library and check out books
- Play with bubbles and make observations
- Compare sizes and amounts
- Invite curiosity
- Play guessing games
- Talk about feelings

3 to 5 years

- Have child draw a picture and tell a story about it
- Sing the alphabet song while washing hands
- Cut out pictures from magazines to make a story
- Identify shapes you see every day
- Set a good example by reading your own books
- Play Simon Says
- Count things out loud
- Go on a nature walk
- Ask open ended questions, like what would happen if?
- Do a cooking activity together
- Match and sort objects
- Offer choices

1. Maximize Love, Manage Stress

2. Talk, Sing, and Point

3. Count, Group, and Compare

4. Explore through Movement and Play



5. Read and Discuss Stories

The RVA Basics Campaign is a regional initiative inspired by the fact that 80% of brain growth happens in the first three years of life. During this period, skill gaps between socio-economic, racial, and ethnic groups become clearly apparent. This does not need to be! Everyday interactions between children, their parents, and

BEST PRACTICES – Launching the Program

- Decide on the best time to launch the program. Suggestions are the beginning of the school year or a beginning week of story time programming or Fall Children's Book Week (November 4-10).

- Make sure the materials are organized and ready – reading logs in folders and wall chart hung.

- Create a wall or table display with information about the program.

BEST PRACTICES – Promoting the Program

- Prepare flyers and other materials to publicize the program.
- Add information to the library website.
- Post information on library's social media sites.
- Promote the program in the library newsletter.
- Work with local preschools to promote the program to their families.

BEST PRACTICES – Running the Program

- Any child who has not yet started kindergarten is eligible. Multiple children in the same family can participate as long as they have not yet entered kindergarten.
- Read books and do suggested activities with your child. The goal is to have read 1,000 books and/or do 1,000 activities before the child starts kindergarten. Books and activities can be repeated. Books read at library story times count.
- Have the parent or care giver mark off or color in one circle on the log for each book read or activity completed.
- The parent and child can return the completed log to the library and receive a prize.
- Use the wall chart to show a child's progress toward 1,000 Things. Take photos to use to market and promote (with permission).

BEST PRACTICES - Evaluation

- Keep track of number of children redeeming logs for prizes.
  - We need participation numbers—let's brainstorm the best way to do that so that we get unified data.

- Report statistics to LDND based on the Federal Fiscal Year of October 1 to September 30.

Reading just one book a night will equal 365 books in a year. That is 730 books in 2 years and 1,095 books in three years. Since most children start kindergarten around age 5, there is more time than you think. Promote life-long reading habits!

WHAT YOU GET

Your library will receive:

- Specifically curated selection of books to give away as prizes
- Reader folders, complete with instructions and log sheets, as well as a pocket for you to include local information and additional programs
- Laminated wall chart for readers to write their names as they progress towards 1000 Things


1,000 Things Before Kindergarten
Read ~~Right~~ this Way
LIBRARY OF VIRGINIA

On Your Way to Your First Day

Birth to 18 months

- Sing a song or say nursery rhymes
- Let baby hold a board book and turn pages
- Do a finger play
- Read a bedtime story every night
- Create a special place to keep books
- Play peekaboo
- Point out pictures in a book and name them
- Play with water
- Point to and identify parts of the body
- Hold, kiss and cuddle

18 months to 3 years

- Label objects in your child's room
- Dance to music
- Draw and color
- Play with blocks or empty boxes
- Read a book and have child point out pictures
- Point out and name places and objects as you go through the day
- Visit the library and check out books
- Play with bubbles and make observations
- Compare sizes and amounts
- Invite curiosity
- Play guessing games
- Talk about feelings

3 to 5 years

- Have child draw a picture and tell a story about it
- Sing the alphabet song while washing hands
- Cut out pictures from magazines to make a story
- Identify shapes you see every day
- Set a good example by reading your own books
- Play Simon Says
- Count things out loud
- Go on a nature walk
- Ask open ended questions, like what would happen if?
- Do a cooking activity together
- Match and sort objects
- Offer choices

For more ideas, visit:
www.daybydayva.org and www.kidsliteracy.org

FUTURE READER

Questions about 1,000 Things Before Kindergarten

Who is eligible for this program?
Anyone who hasn't started kindergarten yet!

How do I sign up?
After you read 50 books or complete 50 activities, go to your favorite library for your first prize and get a library card while you are there!

Do I have to write down the book titles and/or activities?
No, just mark off a space on the log.

Do we need to read 1,000 DIFFERENT books or complete 1,000 DIFFERENT activities?
No. Repetition is key to both learning to read and healthy development. Every time you read a book or complete an activity it counts, no matter if it is the first time or the 100th.

Do the books read at library story times count?
Absolutely! You can also count those read at day care, by the babysitter, at grandma's—wherever and whomever!

Where can I find suggestions for books to read?
Your librarians are just waiting for you to ask!

How long will it take to read 1,000 books to my child?
Just one or two books a day will get you to 1,000 in three years. Starting earlier gives you more time; reading more speeds up the process.

LIBRARY OF VIRGINIA
800 East Broad Street | Richmond, VA 23219 | www.lva.virginia.gov

INSTITUTE of Museum and Library SERVICES
This program is made possible in part by a grant from the U.S. Institute of Museum and Library Services.

1,000 Books Before Kindergarten

Color in one circle for each book read, and return this log to the library after you've finished it! Additional sheets are available.



LIBRARY OF VIRGINIA 800 East Broad Street | Richmond, VA 23219 |www.lva.virginia.gov

This program is made possible in part by a grant from the U.S. Institute of Museum and Library Services.

WHAT YOU NEED TO DO

Your library is required to:

- Attend a webinar training
- Pick up the prizes/books/materials (will vary depending on your location – instructions to follow)
- Report participation statistics annually

HOW? - Logistics

Things you need to plan for:

- A vehicle of appropriate size to carry 1.25 cubic feet times the number of boxes you are receiving.
- A cadre of volunteers, as needed, on your end to unload your vehicle.
- A space to store the books, equaling 1.25 cubic feet times the number of boxes you are receiving.

- Volunteer Suggestions:
  - Friends groups
  - Boy/Girl Scout Troops
  - High school teams/societies
  - Local service organizations

- Space Suggestions, if you don’t have it in your own building
  - Does your locality have an empty building?
  - Does a Friend or Trustee have a space?
  - Will your local storage rental donate a space?

HOW?
Logistics for Administration

- Assign a system-wide coordinator to organize and collect data and manage prize fulfillment boxes
- Send the name and contact info of that person to Sue La Paro
- Separate titles into mixed boxes for children to select prizes (volunteers will be useful here!)
- Send a box of mixed prize titles to each library (if you have more than one branch)
- Assign a coordinator at each branch to monitor the prize box to refill as needed and collate data, collaborating with system-wide coordinator.

What We Learned & Looking Forward

What We Learned:

- 30K books takes up way more space than we anticipated—next time we won't receive them all at once.
- Folders need to exceed the size of 8.5 x 11.
- We will be seeking your evaluation in the next year to get your feedback on what we don't know and what we could do better.

What Happens Next:

- All libraries will have access to files to download the print materials. We may be able to provide print materials to the next percentage of libraries in the next year.
- We hope to have state wide marketing of the program
- We are working with the Governor's Office on agency collaboration with the Department of Health (recommending the program in well-child visits)
- We are open to suggestion

Contact information:

Nan Carmack
nan.carmack@lva.virginia.gov
804.692.3792

Sue La Paro
susan.laparo@lva.virginia.gov
804.692.3610